





Valentine's Day



14th February

©www.topteachingtools.com

TEACHERS' NOTES

Use our Template to write Valentine poems! There's room to decorate the blank resource too – or use the coloured version instead!

Please read our statement:

Copyright statement:

Please note that using this resource, you abide by the following copyright terms: © Emma Karolyi 2012 and Top Teaching Tools Teacher Resources (www.topteachingtools.com) ALL RIGHTS RESERVED.

These resources can be reproduced by the individual who made the purchase for their **own use only**. The resources must NOT be reproduced for others IN ANY FORM or BY ANY MEANS, electronic or mechanical, including photocopying, recording, or by any information storage or retrieval system. Please do not use our resources for commercial purposes or edit/build upon the downloaded file in any way without prior consent from the author.

Companies and organisations must purchase multiple copies, one for each individual user.


For downloadable products, you may use the downloaded resources as much as you like and print as many times as you like, you may also store a copy of the resource file as backup if you wish.

You must not reproduce, redistribute or directly share our resources for others in any form, this includes providing the downloaded files to others via any means or via distribution of printed resources. Instead we ask that you direct people to our website so that they may download the resources for themselves.


As a way of supporting us, so that we can continue to produce new, free and unique teaching resources we ask that you acknowledge **www.topteachingtools.com** as the source of the resources you use.

Please respect our copyright so that we continue to provide many new and exciting resources. If you have any questions about our copyright conditions then please feel free to contact us by email info@topteachingtools.com

HAPPY VALENTINE'S DAY!



HAPPY VALENTINE'S DAY!



A large white heart shape is centered on a red background. Inside the heart, there are ten horizontal lines of varying lengths, arranged in a descending staircase pattern from top to bottom, providing space for writing a message.